





















USE of PROCEEDS (post issue) GREEN BOND ISSUED 2020-MATURITY 2031 (ISIN: XS2275029085)

					GREEN BOND ISSUED 2020-MATURITY 2031 (ISIN: XS2275029085) (post issue)				
n.	Project Description and Eligible Category (DNV)	Eligible Green Category	Business Unit	SDG	total 2011-2019	2020	2021	total	%
	Cogeneration facilities				98.215.871	195.233		98.411.104	33,1%
9	Cogeneration plant Torino Nord	Energy efficiency	Energy		98.215.871	195.233		98.411.104	33,1%
	Waste collection and sorting upgrades					47.450.547	10.458.159	57.908.706	19,5%
1	IBLU: Selection plant in San Giorgio di Nogaro (UD)	Waste management efficiency and recycling	Waste management			6.848.963	188.771	7.037.735	2,4%
2	IBLU: Selection plant in Cadelbosco (RE)	Waste management efficiency and recycling	Waste management			7.410.991	283.739	7.694.730	2,6%
3	IBLU: Recycling plant in Costa di Rovigo (RO)	Waste management efficiency and recycling	Waste management			8.760.700	427.914	9.188.614	3,1%
4	IBLU: Recycling plant in San Giorgio di Nogaro (UD)	Waste management efficiency and recycling	Waste management			3.446.741	4.401.627	7.848.369	2,6%
5	Development of separate waste collection services	Waste management efficiency and recycling	Waste management			11.691.749	5.156.107	16.847.856	5,7%
6	Biowaste recovery to produce compost and biomethane - Ferrania (SV)	Waste Management Efficiency & Recycling	Waste management			9.291.403		9.291.403	3,1%
	Solar PV energy generation				28.489.267			28.489.267	9,6%
12	Enia Solaris photovoltaic plants near Brindisi	Renewable energy	Energy		8.596.587			8.596.587	2,9%
13	Photovoltaic plants owned by "Varsi" company	Renewable energy	Energy		10.679.099			10.679.099	3,6%
14	Photovoltaic plants owned by "Greensource" company	Renewable energy	Energy		9.213.581			9.213.581	3,1%
	Energy distribution and management				43.469.882	54.903.873	641.841	99.015.596	33,3%
10	Torino LED (I and II phases)	Energy efficiency	Energy			4.630.993		4.630.993	1,6%
11	Smart solutions	Energy efficiency	Energy			25.979.636		25.979.636	8,7%
18	Electricity distribuzione Smart Metering 1G+2G (Torino and Parma)	Energy efficiency	Networks		1.127.931			1.127.931	0,4%
19	Gas distribution Smart Metering (Emilia and Liguria)	Energy efficiency	Networks			7.961.227		7.961.227	2,7%
20	Replacement of gas distribution networks	Energy efficiency	Networks		42.341.951	16.332.017	641.841	59.315.809	20,0%
	Energy network development				3.702.492	1.169.232		4.871.725	1,6%
7	Parma district heating network	Renewable energy	Energy		1.666.623	811.830		2.478.454	0,8%
8	District heating networks development in Reggio Emilia	Renewable energy	Energy		2.035.869	357.402		2.393.271	0,8%
	Wastewater treatment plant upgrades				1.852.559	6.541.044		8.393.602	2,8%
15	Improvement of Reggio Emilia plants	Waste water treatment	Networks		1.016.055	213.747		1.229.801	0,4%
16	Improvement of Piacenza plants	Waste water treatment	Networks		836.504			836.504	0,3%
17	Investment in drainage and purification (La Spezia-Liguria)	Waste water treatment	Networks			6.327.297		6.327.297	2,1%
TOTAL PROCEEDS net of the issue discount					175.730.071	110.259.929	11.100.000	297.090.000	100,0%
ISSUE DISCOUNTS								2.910.000	
TOTAL								300.000.000	